

ABOUT FLASH VECTRON

FLASH VECTRON LIGHTNING PROTECTION SUPREMACY

Flash Vectron lightning protection is an electrostatic lightning rod, ESE based on and designed exceptional Tropical Zone like Indonesian Country.

1. Designed by Indonesian lightning engineer and Germany architect,
2. Secure Terminal Unit,
3. Free Maintenance,
 - No Power Supply or Solar Cells
 - No Radioactive
 - Discharge Current 150 KA
4. More Practice, designed easily for installation in ground,
5. Highly material,
 - SNI & IEC Standart
6. More Economic and Affordable Value,
7. Current Technologist (Exceptional Tropical Zone)
8. Trustworthy Producers
 - Local Production Company Lightning_Rod Cooperate with German Company

FLASH VECTRON lightning protection system is a system designed to protect a structure from damage due to lightning strikes by intercepting such strikes and safely passing their extremely high voltage currents to "ground". Flash Vectron lightning protection system include a network of lightning rods, metal conductors, and ground electrodes designed to provide a low resistance path to ground for potential strikes.

RECOMENDATION

- a. Certification Flash Vectron Lightning Protection
- b. 1 (One) year Warranty
- c. Labor Department letter
- d. State Electricity Firm and - Indonesian LMK

OBJECTIVITY

- a. Building
- b. Industry Area
- c. Factory
- d. Entrepot
- e. Huge Electronic Tools/Transmitter




FLASH VECTRON DETAIL



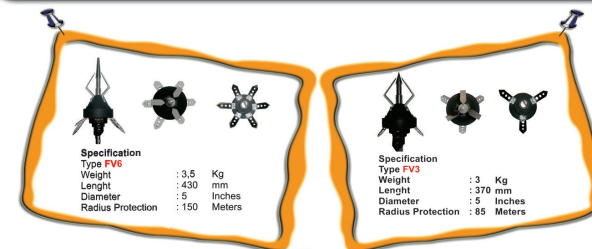
Operating System

In the mean time a flock of cloud flow and approach the top of building which has been protected by lightning protection **Flash Vectron**. The electro thees attached in the equipment collect and deposit energy from electrical cloud and electric field. In the capacitor unit after refill has been adequate then flown to the ion generation. In the same time plenty of atmospheric electrical energy among the cloud inform ion generator. This information then managed by ion generator as a trigge to discharge the energy. This triggering will result streamer leader from cntral pick up rod and awakening projection for terminal Unit.

Laboratorium Test
HAMBURG LABORATORY Inc.
Pine Street, Hamburg PA 19521



FLASH VECTRON TYPE



Lightning strike occur of the change of electrical load (negative charge) from the cloud to the surface of the ground, chose the highest object that containing electrical load (positive charge). We can see "Step leader" lightning strike, it is like a glowing lines on the sky. Effect from lightning strike can cause very serious damages to building, occupants and electrical Equipment.

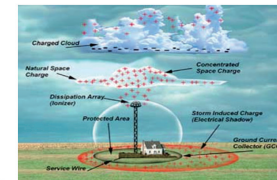

Flash Vectron is the pioneer of lightning conductor electrostatics system from Indonesia, have a large protection area, efficient and low maintenance (Flash Vectron use existing power from negative charge of the grounding system)

| TABLE RADIUS PROTECTION HIGH RISK | | | | | | | | | |
|-----------------------------------|----|----|----|-----|-----|-----|-----|-----|-----|
| HIGH | 3M | 4M | 5M | 6M | 7M | 8M | 9M | 10M | 20M |
| Fv3 | 53 | 32 | 69 | 76 | 82 | 88 | 93 | 98 | 139 |
| Fv6 | 76 | 88 | 98 | 108 | 116 | 124 | 132 | 140 | 197 |

| STANDARD PROTECTION RADIUS TABLE | | | | | | | | | |
|----------------------------------|----|-----|-----|-----|-----|-----|-----|-----|-----|
| HIGH | 3M | 4M | 5M | 6M | 7M | 8M | 9M | 10M | 20M |
| Fv3 | 67 | 78 | 87 | 95 | 103 | 110 | 117 | 123 | 174 |
| Fv6 | 95 | 110 | 123 | 135 | 146 | 156 | 166 | 175 | 247 |

Protection Shape.

Protection Shape of this Flash Vectron as similar with cage (look at figure below) so everything under and inside of the cage will be safe from direct lightning



FLASH VECTRON LIGHTNING CABLES



EXTERNAL INSTALLATION



INTERNAL/EXT. INSTALLATION



HIGH EXTERNAL INSTALLATION

When the installation of lightning conductor cable placed outside away from building and other installation (electrical and data) or away from the reach of the occupants can use the cable cord BCC (Bare Copper Conductor) at least 50mm, with cheap consideration.

Meanwhile, when the anti-lightning conductor cable in put away from the buildings and other installation (electrical, data) or away from the reach of the occupants can use cable NYY 50mm or 70mm cable with consideration enough to withstand lightning induction.

NYA exact same cable with NYY, which make into the NYY cable that has two insulators or two layers of copper wrapping, wrapping one layer while the NYA or the insulator.

And when the path installation can not keep it away from other installations (electrical, data, control, etc) then the cable types HVSC (High Voltage Single Core) the should be used as the only cable that can withstand voltage breakdown/induction (Inception Voltage) flow lightning, for example N2XSY Coaxial Cable and 2x35mm.

SURGE ARRESTER CABLE

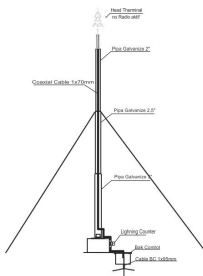


NYAF 16mm cable is usually used in the installation of internal protection (Surge Arrester Power), because in addition to bending this cable also has an insulator or wrapping copper, unlike cable BC. Even the installation is also highly recommended to wear conduit. In terms of installation must be connected to the grounding cable that typically use 50mm BC cable or connected directly to Ground Rod.



In the installation of Internal protection (Surge Arrester PABX) used to use a regular telephone wires, generally the type of coaxial cable used is small in size. This is of course adapted to the use of its PABX installation on the cable. If you have installed the cable should remain connected to the grounding system, installation so that it can function optimally.

MONOPOLE LIGHTNING ROD



Mono pole can be used as an option Lightning construction poles, from of construction is ideal for securing hilly areas or wide area air.

Ideal function of mono pole is focused bold of lightning in the lightning channel point, because with the sharpening of a static object thing then charge the earth will be more focused on the end, of course it is ideal for electrostatic lightning rod, lightning rod because utilizing electrostatic energy the system work.

This type of construction has the technical term ranging from Mono pole single pole, free standing, which is clearly the from that this construction standing upright without any support, either in the from of pipe or steel wire/sling. The from can be pipe (round) or polygon.

Materials which it is possible to make a single pillar/mono pole is plumbing, galvanise, stainless steel, schedule, with a minimum thickness of 4mm when the bottom of the pipe will make the pole as high as +/- 20 mtr, of follow the pole height to be made should the Higher thick (more than 4mm)



WWW.PAKARPETIR.COM

Distributor :

FLASH VECTRON™ Lightning Protection



Early Streamer Emission (ESE)
No Power Supply or Solar Cells
No Radioactive,
Discharge Current 300 kA
Protection Radius 85-150 M

